



Customer information packet

EM3714T

10HP, 1770RPM, 3PH, 60HZ, 215T, 3752M, TEFC, F1

Class - None

Division - Not Applicable

Specifications

Enclosure	TEFC
Frame	215T
Frame Material	Steel
Frequency	60.00 Hz
Haz Area Class and Group	None
Haz Area Division	Not Applicable
Motor Letter Type	Three Phase
Output @ Frequency	10.000 HP @ 60 HZ
Phase	3
Synchronous Speed @ Frequency	1800 RPM @ 60 HZ
Voltage @ Frequency	230.0 V @ 60 HZ 460.0 V @ 60 HZ
Agency Approvals	CSA EEV NEMA PREMIUM NEMA_PREMIUM UR
Ambient Temperature	40 °C
Auxillary Box	No Auxillary Box
Auxillary Box Lead Termination	None
Base Indicator	Rigid
Bearing Grease Type	Polyrex EM (-20F +300F)
Blower	None
Current @ Voltage	27.000 A @ 208.0 V 25.000 A @ 230.0 V 12.500 A @ 460.0 V
Design Code	A
Drip Cover	No Drip Cover
Duty Rating	CONT
Efficiency @ 100% Load	91.7 %
Electrically Isolated Bearing	Not Electrically Isolated
Feedback Device	NO FEEDBACK
Front Shaft Indicator	None

Part detail

Revision	C
Type	AC
Mech. spec.	37H244
Base	
Status	PRD/A
Elec. spec.	37WGL865
Layout	37LYH244
Eff. date	05-02-2024
CD Diagram	CD0005
Poles	04
Leads	9#14
Proprietary	False
Created date	11-11-2020

Heater Indicator	No Heater
High Voltage Full Load Amps	12.5 a
Insulation Class	F
Inverter Code	Inverter Ready
KVA Code	K
Lifting Lugs	Standard Lifting Lugs
Locked Bearing Indicator	No Locked Bearing
Motor Lead Quantity/Wire Size	9 @ 14 AWG
Motor Lead Termination	Flying Leads
Motor Standards	NEMA
Motor Type	3752M
Mounting Arrangement	F1
Number of Poles	4
Overall Length	20.52 IN
Power Factor	85
Product Family	General Purpose
Pulley End Bearing Type	Ball
Pulley Face Code	Standard
Pulley Shaft Indicator	Standard
Rodent Screen	None
RoHS Status	ROHS COMPLIANT
Service Factor	1.15
Shaft Diameter	1.375 IN
Shaft Ground Indicator	No Shaft Grounding
Shaft Rotation	Reversible
Shaft Slinger Indicator	No Slinger
Speed	1770 rpm
Speed Code	Single Speed
Starting Method	Direct on line
Thermal Device - Bearing	None
Thermal Device - Winding	None
Vibration Sensor Indicator	No Vibration Sensor
Winding Thermal 1	None
Winding Thermal 2	None

Nameplate

NP3441LUA

CAT.NO.	EM3714T						
SPEC	37H244L865G1						
HP	10						
VOLTS	230/460						
AMPS	25/12.5						
RPM	1770						
FRAME	215T		HZ	60		PH	3
SF	1.15	CODE	K	DES	A	CLASS	F
NEMA NOM. EFF	91.7	PF	85				
RATING	40C AMB-CONT						
CC	010A						
ENCL	TEFC	SER					
DE	6307	ODE	6206				
VPWM INVERTER READY							
CT6-60H(10:1)VT3-60H(20:1							
	50HZ 10HP 190/380V 29.8/14.9A						SF1.0

Accessories

Part number	Description	Multiplier
37-3301	C FACE KIT	P1

AC Induction Motor Performance Data

Record # 85459

Preliminary Data Sheet

Winding: 37WGL865-R001		Type: 3752M	Enclosure: TEFC		
Nameplate Data		460 V, 60 Hz: High Voltage Connection			
Rated Output (HP)	10	Full Load Torque	29.7 LB-FT		
Volts	230/460	Start Configuration	direct on line		
Full Load Amps	25/12.5	Breakdown Torque	102 LB-FT		
R.P.M.	1770	Pull-up Torque	46.9 LB-FT		
Hz	60 Phase	3	Locked-rotor Torque	62.2 LB-FT	
NEMA Design Code	A	KVA Code	K	Starting Current	101 A
Service Factor (S.F.)	1.15	No-load Current	5.33 A		
NEMA Nom. Eff.	91.7	Power Factor	85	Line-line Res. @ 25°C	0.957 Ω
Rating - Duty	40C	AMB-CONT	Temp. Rise @ Rated Load	69°C	
S.F. Amps			Temp. Rise @ S.F. Load	86°C	
			Locked-rotor Power Factor	35.8	
			Rotor inertia	1.28 LB-FT ²	

Load Characteristics 460 V, 60 Hz, 10 HP

% of Rated Load	25	50	75	100	125	150	S.F.
Power Factor	44	66	77	81	84	85	84
Efficiency	88.4	91.8	92.4	92.1	91	89.9	91.4
Speed	1793	1786	1778	1770	1761	1751	1762
Line amperes	6.05	7.73	9.9	12.5	15.3	18.3	14.1

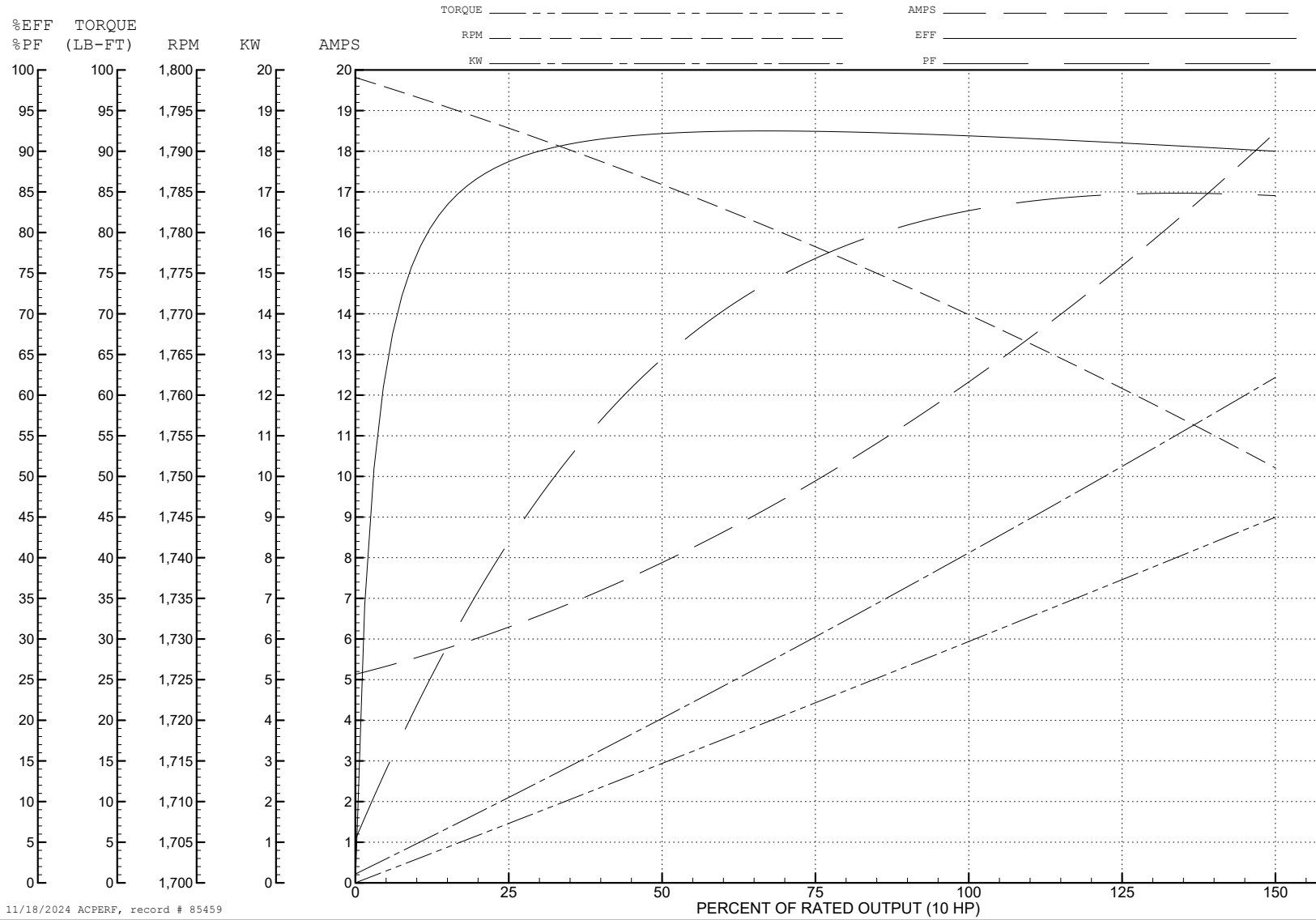
ABB Motors and Mechanical Inc.

WINDING # 37WGL865

Typical performance - not guaranteed values.

10 HP 3 PH 60 HZ 1770 RPM 460 V 3752M

TORQUES (LB-FT): PO=102 PU=46.9 LR=62.2 LRA=101



11/18/2024 ACPERF, record # 85459

AC Induction Motor Performance Data

Record # 103095

Typical performance - not guaranteed values

Winding: 37WGL865-R001		Type: 3752M		Enclosure: TEFC	
Nameplate Data			415 V, 60 Hz: High Voltage Connection		
Rated Output (HP)		10	Full Load Torque		29.83 LB-FT
Volts		230/460	Start Configuration		direct on line
Full Load Amps		25/12.5	Breakdown Torque		82.4 LB-FT
R.P.M.		1770	Pull-up Torque		37.5 LB-FT
Hz	60 Phase	3	Locked-rotor Torque		49.7 LB-FT
NEMA Design Code	A KVA Code	K	Starting Current		90.2 A
Service Factor (S.F.)		1.15	No-load Current		4.58 A
NEMA Nom. Eff.	91.7 Power Factor	85	Line-line Res. @ 25°C		0.957 Ω
Rating - Duty		40C AMB-CONT	Temp. Rise @ Rated Load		73°C
S.F. Amps			Temp. Rise @ S.F. Load		93°C
			Locked-rotor Power Factor		35.8
			Rotor inertia		1.28 lb-ft ²

Load Characteristics 415 V, 60 Hz, 10 HP

% of Rated Load	25	50	75	100	125	150	S.F.
Power Factor	52	73	81	84	86	86	85
Efficiency	89.7	92.3	92.4	91.8	90.2	88.7	90.8
Speed	1792	1783	1774	1764	1753	1740	1757
Line amperes	5.53	7.67	10.3	13.41	16.72	20.39	15.4

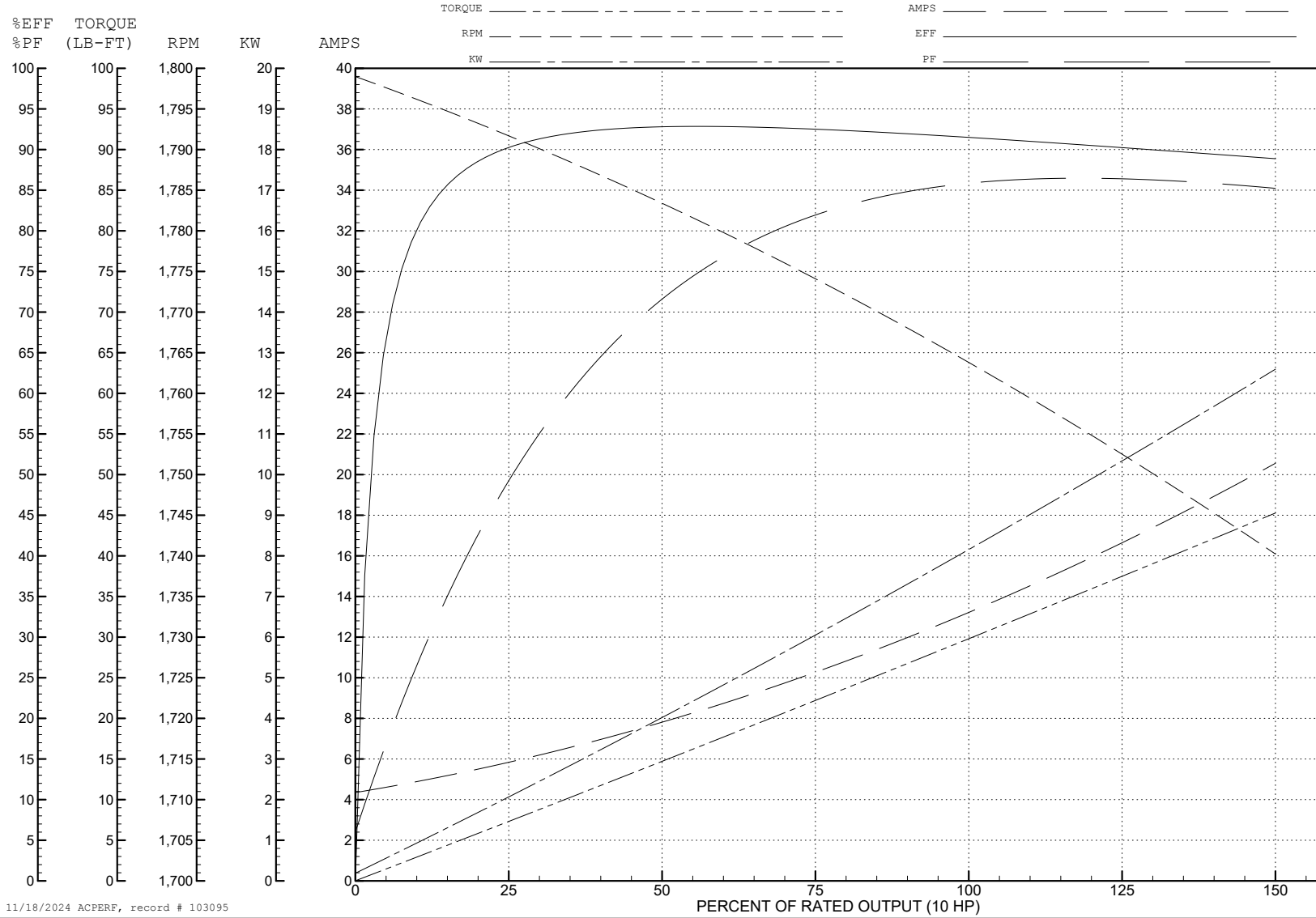
ABB Motors and Mechanical Inc.

WINDING # 37WGL865

Typical performance - not guaranteed values.

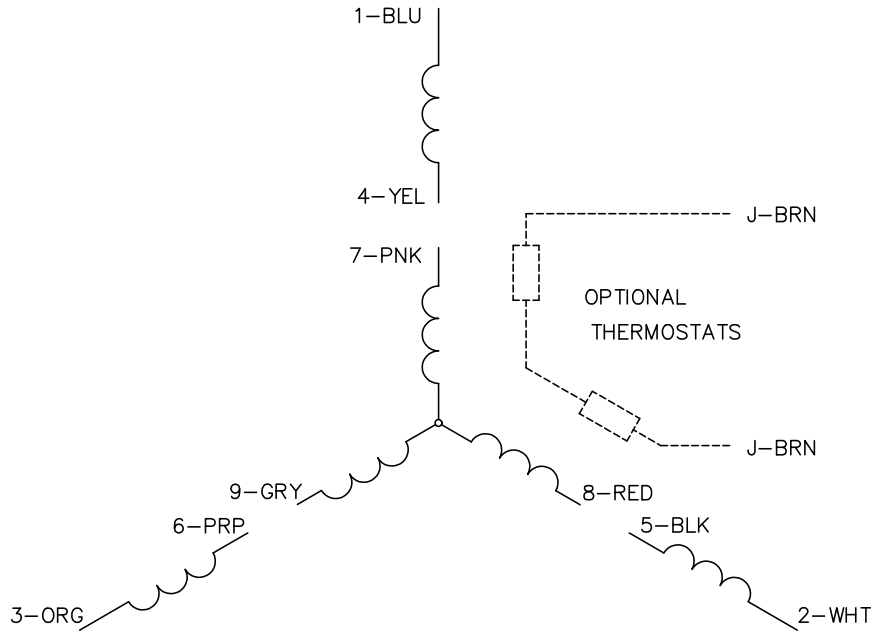
10 HP 3 PH 60 HZ 1770 RPM 415 V 3752M

TORQUES (LB-FT): PO=82.4 PU=37.5 LR=49.7 LRA=90.2

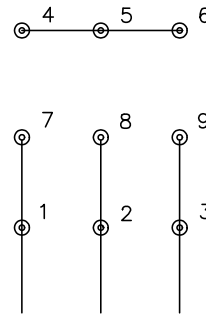


11/18/2024 ACPERF, record # 103095

CD0005

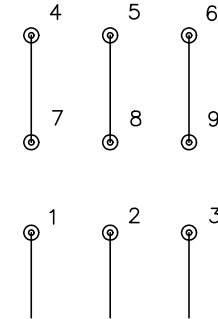


LOW VOLTAGE
(2Y)



LINE

HIGH VOLTAGE
(1Y)



LINE

NOTES:

1. INTERCHANGE ANY TWO LINE LEADS TO REVERSE ROTATION.
2. OPTIONAL THERMOSTATS ARE PROVIDED WHEN SPECIFIED.
3. ACTUAL NUMBER OF INTERNAL PARALLEL CIRCUITS MAY BE A MULTIPLE OF THOSE SHOWN ABOVE.
4. LEAD COLORS ARE OPTIONAL. LEADS MUST ALWAYS BE NUMBERED AS SHOWN.

CD0005

REV. DESC: REVISE TO SHOW OPTIONAL COLORS			
REV. LTR: E	BY: JLP	REVISED: 01/19/99 10:15	TDR: 0171435
S00000		FILE: AAA00005140	MDL: -
		MTL: -	

BALDOR ELECTRIC Co.

3PH, DV, 9 LEADS