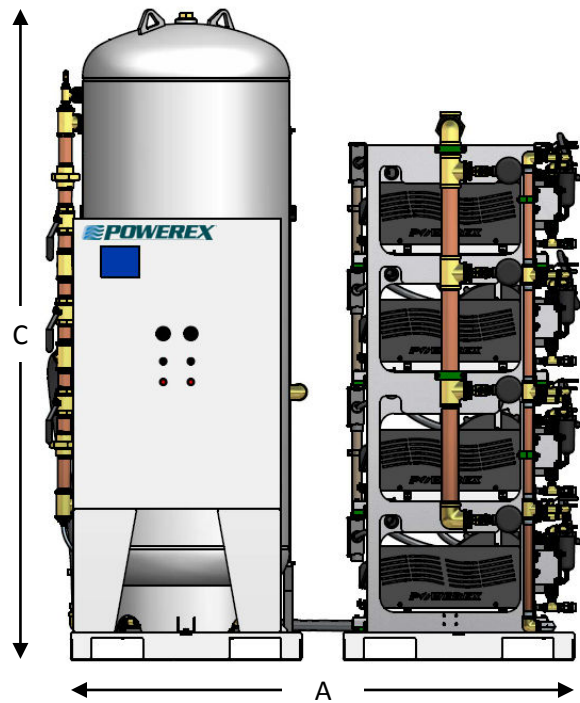
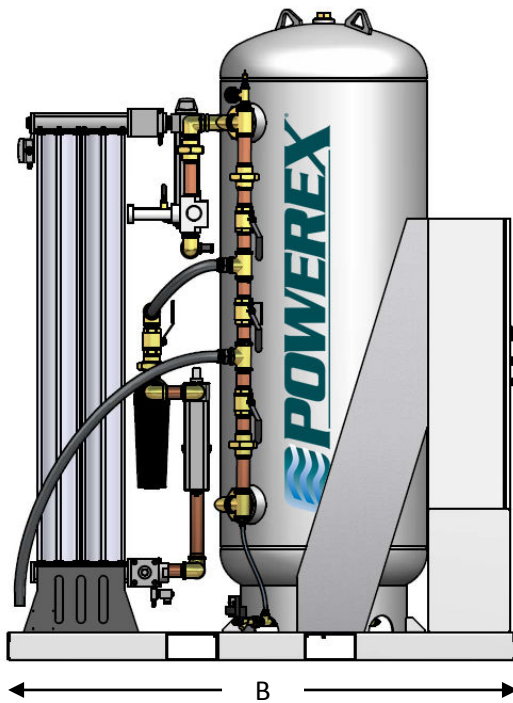
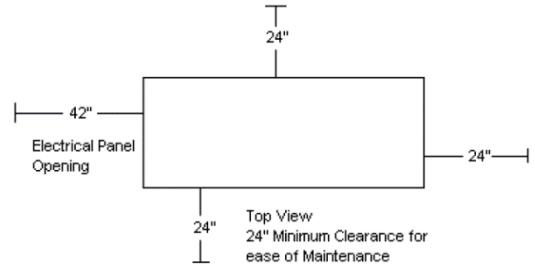


Dimensions					
Model	Dim. A	Dim. B	Dim. C	Inlet	Outlet
LSQ05A4	73"	51"	75"	1.5"	1.25"
LSQ10A5	73"	60"	83"	2"	1.5"
LSQ15A5	73"	85"	83"	2"	2"
LSQ15A6	73"	85"	95"	2"	2"



Laboratory Open Scroll Quadplex with Premium Controls									
Model	HP	SCFM @ 145 psig ⁽¹⁾	Tank Size (gal)	BTU/Hr ⁽¹⁾	dB(A) Level ⁽¹⁾	System F.L.A. ⁽¹⁾			System Weight (lbs)
						208V	230V	460V	
LSQ05A4	5 (4)	50	120	48,800	77	58	52.8	27.3	2450
LSQ10A5	10 (4)	100	200	97,600	80	114	103.6	52.6	4300
LSQ15A5	15 (4)	150	200	146,400	82	170	154.4	78	5700
LSQ15A6	15 (4)	150	240	146,400	82	170	154.4	78	5800

Notes:

- 1 – SCFM values, BTU/Hr levels, and dB(A) are shown with all pumps running.
- 2 – Powerex recommends using performance ratings in SCFM (Standard Cubic Feet per Minute) when sizing laboratory air systems.
- 3 – 3 Year Limited Warranty.
- 5 – Drawing is representative and not exact.