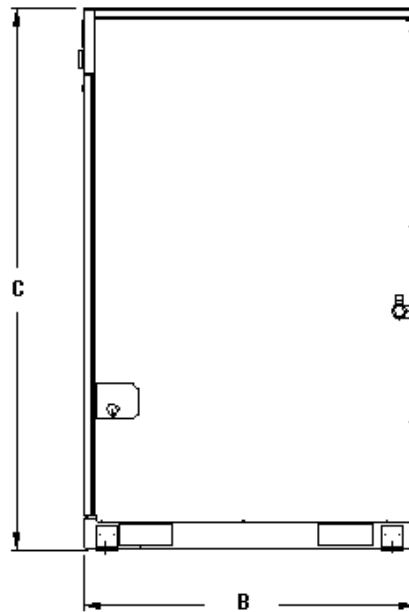
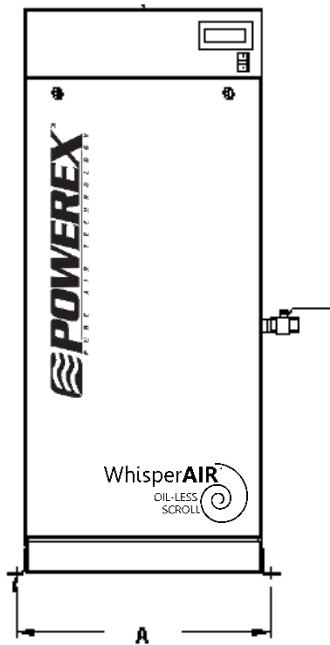
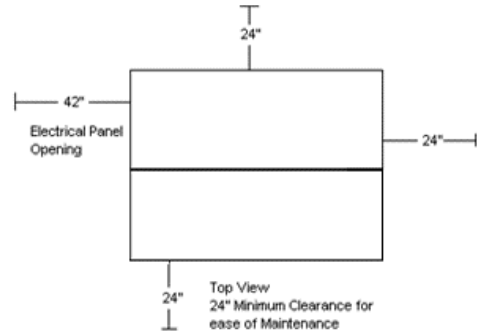


Dimensions				
Model	Dim. A	Dim. B	Dim. C	Outlet
SED1007	26"	38"	61"	1"
SED1007HP	26"	38"	61"	1"
SET1507	26"	38"	61"	1"
SET1507HP	26"	38"	61"	1"
SEQ2007	26"	38"	61"	1"
SEQ2007HP	26"	38"	61"	1"



Enclosed Scroll Air Compressors										
Model ⁴	Total System HP	Pump HP ¹	SCFM @ 100 PSIG ⁴	Maximum Pressure (PSIG)	BTU/Hr	dB(A) Level	System F.L.A.			System Weight (lbs)
							208V	230V	460V	
SED1007	10	5 (2)	30.4	116	25,450	53	30.8	28.0	15.0	825
SED1007HP	10	5 (2)	25.0	145	25,450	53	30.8	28.0	15.0	825
SET1507	15	5 (3)	45.6	116	38,175	56	45.2	41.0	21.5	965
SET1507HP	15	5 (3)	37.5	145	38,175	56	45.2	41.0	21.5	965
SEQ2007	20	5 (4)	60.8	116	50,900	58	59.6	54.0	28.0	1,125
SEQ2007HP	20	5 (4)	50.0	145	50,900	58	59.6	54.0	28.0	1,125

Notes:

- 1 – Actual BHP is less than rated name plate. Contact Powerex for BHP rating.
- 2 – 3 Year Limited Warranty
- 3 – UL/CSA Certified
- 4 – HP after a model number indicates high pressure model. SCFM for high pressure units are @ 145 PSIG.