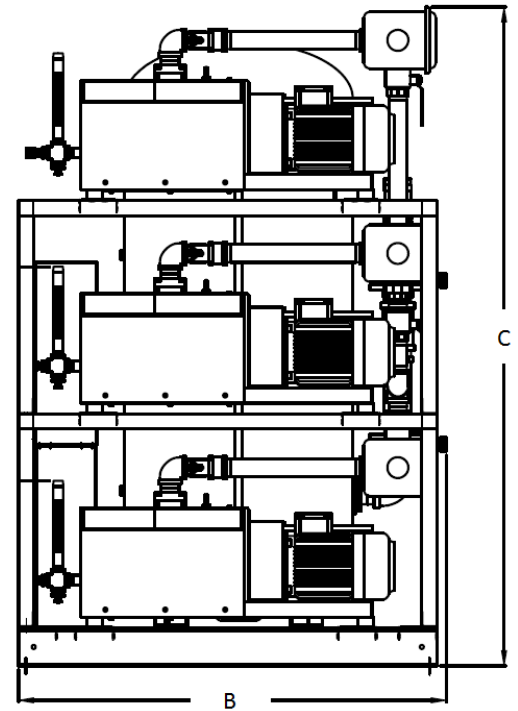
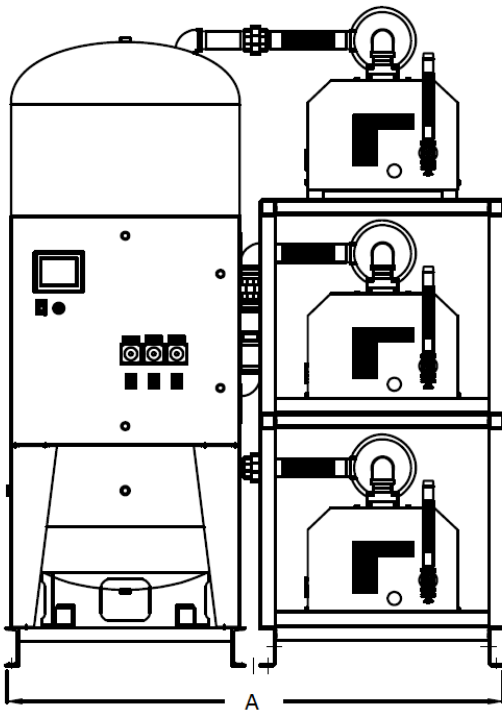
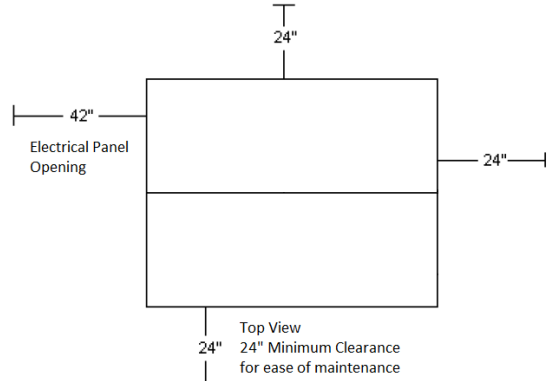


Dimensions					
Model	Dim. A	Dim. B	Dim. C	Inlet	Outlet (x3)
CVPT0504A	66"	57"	87"	2"	1"
CVPT0504B	66"	57"	87"	2"	1"
CVPT0755A	66"	57"	87"	2"	1"
CVPT0755B	66"	57"	87"	2"	1"



Claw Vacuum Package with Premium Controls										
Model	HP	SCFM @ 19" Hg each	NFPA System Capacity <sup>(1)</sup>	Tank Size (gal)	BTU/Hr <sup>(2)</sup>	dB(A) Level <sup>(3)</sup>	System F.L.A.			System Weight (lbs)
							208V	230V	460V	
CVPT0504A	4 (3)	29	58	120V	17,340	82	32	29.6	15.8	2,650
CVPT0504B	5 (3)	38	76	120V	21,676	82	39.2	36.2	19.1	2,800
CVPT0755A	6.4 (3)	52	104	200V	27,744	82	50	49.4	25.7	3,550
CVPT0755B	7.5 (3)	65	130	200V	32,512	82	68	55.4	28.7	3,750

Notes:

- 1 – System Capacity is shown with one or more pumps in reserve per NFPA 99.
- 2 – BTU/Hr levels are shown with reserve pump(s) on standby.
- 3 – dB(A) levels are shown with one pump in reserve per NFPA 99.
- 4 – 3 Year Limited Warranty.