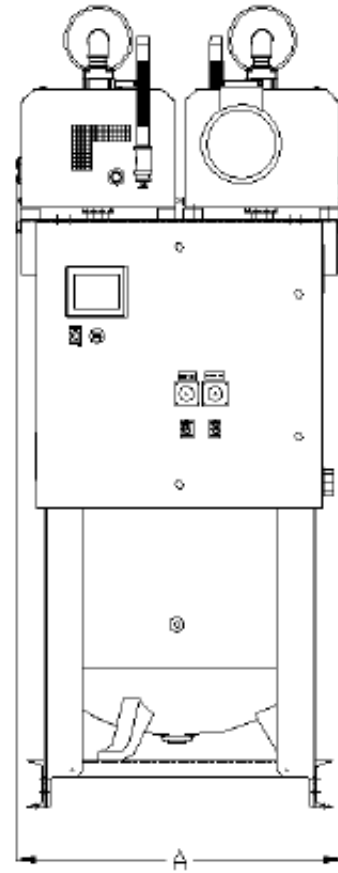
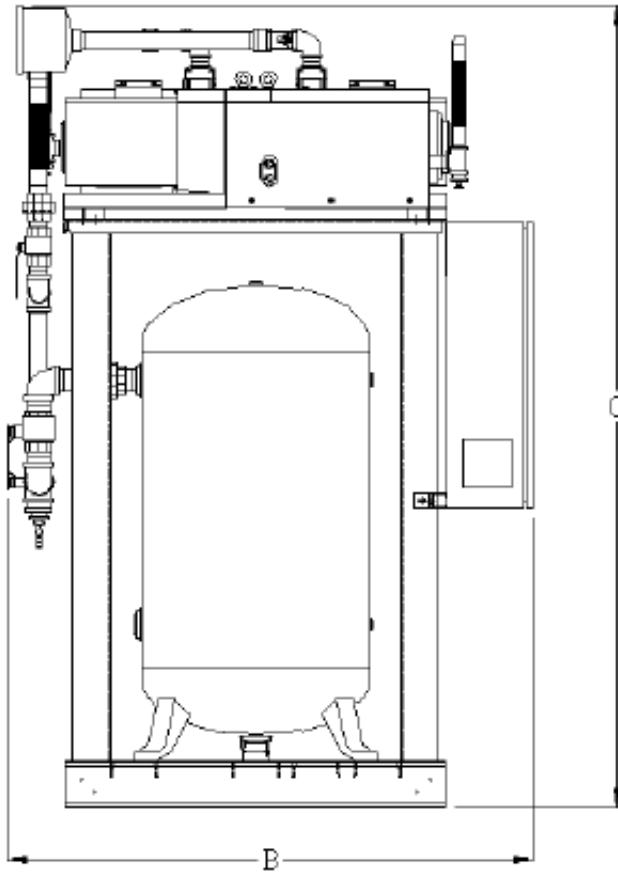
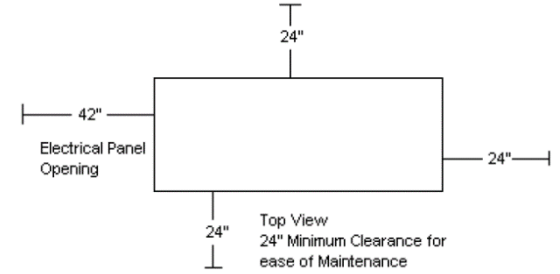


Dimensions					
Model	Dim. A	Dim. B	Dim. C	Inlet	Outlet (x4)
CVTD0203V	35"	56"	82"	1 ½"	1"
CVTD0303V	35"	56"	82"	1 ½"	1"
CVTD0504AV	35"	56"	85"	2"	1"
CVTD0504BV	35"	56"	85"	2"	1"



Claw Vacuum Tankmount Duplex with Premium Controls										
Model	HP	SCFM @ 19" Hg each	NFPA System Capacity ⁽¹⁾	Tank Size (gal)	BTU/Hr ⁽²⁾	dB(A) Level ⁽³⁾	System F.L.A.			System Weight (lbs)
							208V	230V	460V	
CVTD0203V	2 (2)	16	16	80 V	4,335	70	14.4	13.2	7.6	1,300
CVTD0303V	3 (2)	21	21	80 V	6,503	70	20.8	18.8	10.4	1,520
CVTD0504AV	4 (2)	29	29	120 V	8,670	79	22	20.4	11.2	1,650
CVTD0504BV	5 (2)	38	38	120 V	10,838	79	26.8	24.8	13.4	1,720

Notes:

- 1 – System Capacity is shown with one or more pumps in reserve per NFPA 99.
- 2 – BTU/Hr levels are shown with reserve pump(s) on standby.
- 3 – dB(A) levels are shown with one pump in reserve per NFPA 99.
- 4 – 3 Year Limited Warranty.